

Pattern for Towel Bib

Finished Size: 18" x 25" approx.

Supplies: 1 finished tea towel, approx. 18" x 25",

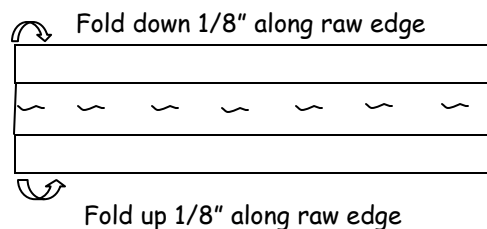
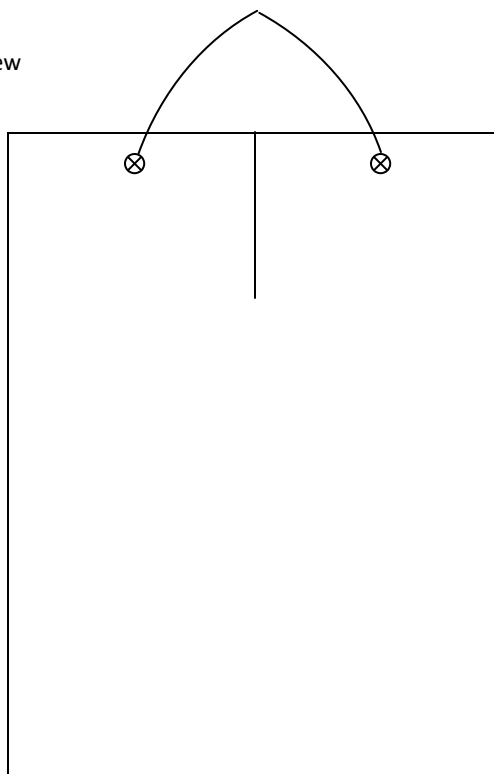
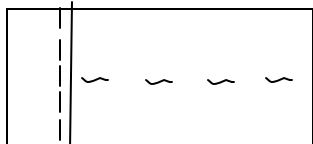
24-30" piece of purchased folded bias binding, 1-1/4" wide, Measure exact length depending on whether it is for a larger or smaller head.

Directions:

- Fold cut ends of bias binding 1/4" and again 1/4". Sew ends so there is a finished edge.
- Fold the long raw edges in 1/8" and press both edges.
- Sew along the 2 folded edges. Press
- Mark top edge of towel with 2 equidistant marks from the center, approx. 4.5" from center.
- Sew 1 end of the binding to the mark
- Sew other end of the binding to the other mark.

Share these towels with the elderly in nursing homes or with children. They also make great lobster bibs!!!

Fold raw end over 1/4" twice & sew



Fold binding in half and sew along the edge