


the BEACHPLUM SAMPLER



The Newsletter of the Beachplum Quilters of the Jersey Shore



Volume 28 Issue 5 January 2014

Celebrating Our 29th Year 1985-2014

N.Q.A. N.J. Chapter #321

President's Message

Wow 2014, another year in which to create gorgeous quilts. As in years past, I am sure there will be many exciting techniques to learn and wonderful new fabrics. It will be like Christmas all year.

After this most recent Christmas, I had time to work on quilting. I continued to nibble away at the "epic quilt". I have completed the main portion of the quilt top. All that is left are the borders. Of course in keeping with the whole diabolical nature of this quilt, the borders are made up of 85 pieced blocks. The blocks that make up the top are quite complex. I have probably made two quilts if I consider the number I have had to un-sew.

As soon as I had sewn the last block to the top, I took it out into the living room and opened it up for my husband, the engineer, to view. I wanted him to see if I had any messed up blocks that I had missed and of course there were. So it was back to the seam ripper.

I was frustrated and beginning to wonder if I had a learning disability that made it impossible for me to see the error of my ways. I had tried everything I could think of in order to avoid these mistakes. I had a picture of each block sitting next to my machine. I laid out the blocks and thought they were situated in an order that would make mistakes less likely. As I pieced and ironed, I rechecked everything. But alas, that occasional block still slipped through.

Upon further discussion with my in house engineer, I learned that he looked for patterns in the design not the luscious colors of the fabrics or the number of pieces. As I stepped back to view the top, it was one of those "dah" moments. I had been so concerned with the minutiae that I had lost sense of the overall pattern. I could not see the forest for the trees. I needed to step back and change my perspective.

I wonder how many times I have focused on the finite and ignored the infinite. This year I plan to remember that and pay more attention to the infinite with all its possibilities.

Ellen



Inside This Issue:

From the President , Calendar	1
Minutes	2
Show & Tell	3—4
Quilt Show News	5—7
2015 Raffle Quilt	8
Announcements & Reminders and Block of the Month	9
Refreshments, Committees, Ads	10

Meetings/Events Calendar 2013- 2014

- Sep 20—Big Show & Tell and Pizza Party
- Oct 18—Chris Lee's Trunk Show
- Nov 15—TBD
- Dec 20— Holiday Dinner
- Jan 17, 2014—Quilto
- Feb 21—Jan & Gary Fulton Lecture
- Feb 22—Jane & Gary Fulton Workshop
- Mar 21—Libby Schenewolf Lecture
- Apr 5-6—BPQ Quilt Show
- Apr 18—No meeting
- May 16—Linda Felton's Trunk Show
- Jun 21—Installation Dinner

Underlined denotes Guild Meeting

Minutes of December 20, 2013

Ellen H called the meeting to order. The planet Jupiter was reviewed and the stamps for the booklet were placed on the table to add to the booklets.

Fran G. was presented with a lifetime membership to the Guild. Janet P. reviewed Fran's many accomplishments and her service to the Guild. She was presented with a framed certificate.

Ellen H. told the Guild that the Country Store in Pennsylvania has been closed. The Store had sent books to the Guild. Their website is also not working at this time.

Treasurer's Report. At this time there is \$6,284.57 in the Guild account. The report was accepted and passed.

Mancuso Show. A list of classes for the show will be posted on the website so members can sign up before the classes are filled.



2014 Raffle Quilt. Currently \$1,4010.00 have been sold. A discussion was held on how to sell more tickets. Two shows are coming up and volunteers are needed to assist in the shows and selling tickets. Other suggestions included giving tickets as Christmas gifts and bringing them to the beauty shop to sell.

Block of the Month. Joanne Mc. Reviewed the blocks for December and January. The door prize winners were Ruth, Shirley M. and Nancy M.

Raffle quilt for 2015 Linda F. gave out material for the hour glass blocks. Nine patch blocks are also needed. Guild members can pick out materials for those patches. Five for dark and four for light in earth tone colors. Cut 2 1/2 inch pieces for the nine patch. They are due next month. A color picture of the quilt is on the website. A committee will be set up to do the applique parts of the quilt. Quilt show in April. Copies of the registration forms were at the meeting. Quilts for the show should be registered by February 16th. At this time there is a limit of five quilts per member. This will be reviewed after registration.




Country Store. Items for the Country Store are being accepted at this time. Ellen H. will set up a workshop to cut some donated materials for sale. The Country Store will accept all donations, so please review your stash and other items and bring them to the Guild meeting.

Meeting the Quilters. Debbie P, Helen C, Lani M, Maria R, Diane C, Jackie P and Kathy S. participated.




Show & Tell December 2013

- Pru P—charity quilt, made on vacation
- Joyce W—Assorted quilts for the small quilt auction
- Rita R—Panel quilt, Christmas gift for niece
- Erma H—Counted cross stitch wall hanging...UFO that was started in 2001
- Nancy D—Cat pillow
- Laurie S—Gift for her niece who worked in South Sudan, Africa
- Cathy S—Baby quilt for her niece in primary colors
- Helen C—Red and white quilt, quilted by Linda Victor
- Mary Lou G—two charity quilts made by Mary Lou, Mareem, and Marcia
- Fran G—Audubon Society quilt: "Birds Rule!", quilted by Fran, and Thread Art bag
- Jeannette M—Magic Stocking
- Jo Ann M—Santa gift from Nancy in grab bag. Hand embroidered and quilted
- Paula P—Purses and Crazy Quilt Christmas stockings (heirlooms)
- Liz H—Christmas grab bag from Jo Ann M
- Barb B—Gift runner
- Janet P—Two charity quilts
- Ellen H—BoM UFO, FMQ by Ellen



December 2013 Show & Tell Pictures (con't)



Quilt Show and Raffle

2014 Raffle Quilt

Pat Lundervold has the raffle quilt and tickets. Please call her (732-681-5196) or email (patlundervold@hotmail.com) for more tickets.

Tickets from the first membership sales were due in by December 20 but are accepted on an ongoing basis.

The Ocean County Historical Society has invited us to sell tickets at their train show on February 15 and 16. This event draws a very good crowd, and while not related to quilts, gives us a chance to show off our Restore the Shore project and raffle quilt. We will need eight people.

The Mancuso Show in NJ will be March 6-9. Please reserve these dates to participate. We need a minimum of sixteen people.

At our February meeting we will plan any additional activity.



Gift Basket Raffle

Guild members are encouraged to donate items to be included in the gift baskets to be raffled at the April Quilt Show and Sale. The themes (and a few suggestions) are as follows:

Baking—tea towels, cookie cutters, spoons, spatulas, pastry brush, special mixes.

Beach—SPF lotion, beach towel, beach toys, guide books, disposable camera.

Chocolate Lovers—Dipped strawberries, assorted candies, fudge sauce, chocolate scented candles, candy dish.

Gardeners—garden tools, bucket, gloves, insect repellent, potting soil, planters.

Spa—Soaps, candles, slippers, robe, soothing music, manicure tools.

Quilting/Sewing—You know what to do here!

Thank you in advance. There will be a box for the donations at each meeting.

Denise DeCarolís and Dona Spencer

Quilt Show Country Store

The Country Store is open for business, that is for collecting items to sell. Clean out your sewing rooms!!! Bring in items you no longer need or just don't want to use anymore.

The fabric that you know you're not going to use but just keeping pushing aside...any notions, rulers, embellishments, books, magazines, kits or stencils. If you have old cutting mats in somewhat decent condition we will take those also.

Bring in those rotary cutters and scissors. We will take quilt tops or blocks that have been packed away that aren't ever going to be used. We will take all items quilt- and sewing-related.

The Country Store will not be asking members to make hand crafted items this year. But, if you do decide on your own to make something, the Country Store will gladly try to sell it. Please provide a price for the item. It is very difficult to put a price on something that someone else has made. The country store does not want to over or under price a hand made item. We realize what goes into making something.

You can bring items to the meeting each month. Debbie Perks will be collecting for the Country Store.

For more information on the 2014 Quilt Show, including

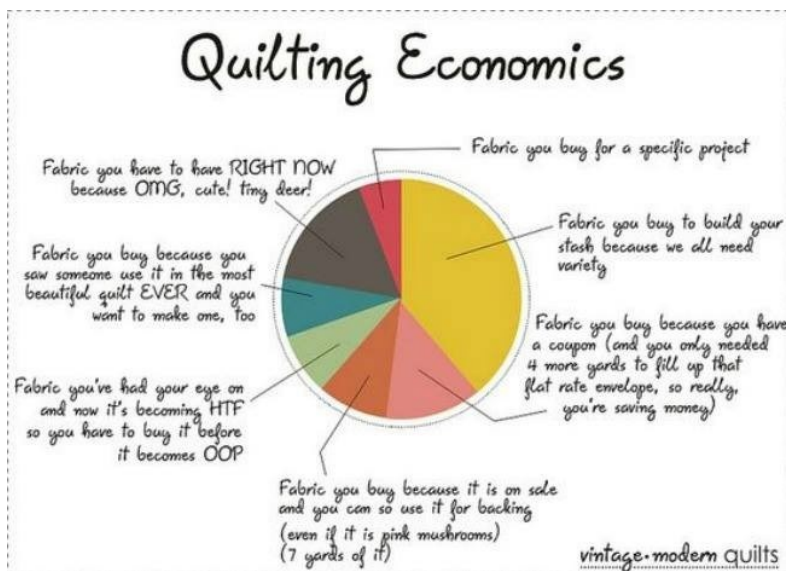
- registration rules and forms
 - flyers
 - press release
 - and more...
- please go to our website:

<http://beachplumquilters.org/2014quiltshow.html>

No, my sewing room is not messy.

I just have everything out on display.

Like a museum.



2014 Quilt Show Categories

#1000 - Large pieced, home machine quilted – piecing is predominant technique (>90%). May be more than one maker and one home machine quilter. Larger than 60” on any side.

#1100 - Large pieced, long arm machine quilted - piecing is predominant technique (>90%). May be more than one maker and one long arm quilter. Larger than 60” on any side.

#1200 - Large pieced, hand quilted - piecing is predominant technique (>90%), all hand quilting. Larger than 60” on any side.

#2000 - Small pieced, home machine quilted – piecing is predominant technique (>90%). May be more than one maker and one home machine quilter. Maximum 60” on any side.

#2100 - Small pieced, long arm machine quilted - piecing is predominant technique (>90%). May be more than one maker and one long arm quilter. Maximum 60” on any side.

#2200 - Small pieced, hand quilted - piecing is predominant technique (>90%), all hand quilting. Maximum 60” on any side.

#3000 – Large appliqué, home machine quilted – appliqué is predominant technique (>90%). Greater than 60” on any side.

#3100 – Large appliqué, long arm machine quilted – appliqué is predominant technique (>90%). Greater than 60” on any side.

#3200 - Large appliqué, hand quilted – appliqué is predominant technique (>90%). Greater than 60” on any side.

#4000 – Small appliqué, home machine quilted – appliqué is predominant technique (>90%). Maximum 60” on any side.

#4100 – Small appliqué, long arm machine quilted – appliqué is predominant technique (>90%). Maximum 60” on any side.

#4200 - Small appliqué, hand quilted – appliqué is predominant technique (>90%). Maximum 60” on any side.

#5000 – Art Innovative – Original design (not a copy or adaptation of a previous work) created as works of visual art, reflecting innovative construction and design techniques, themes, subject matter, and/or materials. Quilts must be made of fabric and use one or more techniques used in quilting, such as piecing, appliqué, quilting, etc. Must be made by the designer themselves.

#6000 – Special technique – may include other techniques in addition to piecing or appliqué. May include thread painting, embellishments, yo-yos, cathedral windows, cross stitch, embroidery, etc.

#7000 – Potpourri – any non-flat item. Includes garments, purses, etc. Must feature piecing, appliqué or embellishment with or without quilting.

#8000 – Challenge Guild challenge quilts. No entry fee and does not count in number of entries per member.

#9000 – Non-judged – display only. Not eligible for ribbons.

2015 Raffle Quilt Project

It is time to start our next raffle quilt. This is a beautiful scrappy pattern which will be made by members in earth tone colors for the 9-patch blocks and neutral fabrics (passed out at the December 2013 meeting) to be made into Hour Glass blocks. Please don't use batik fabrics or brights. For an antique, scrappy look, use muted homespuns, plaids, and vintage/ reproductions, as well as shock cottons (plain solids). Rely on small-scale prints with a splash of geometrics, stripes, or checks and an occasional large scale print. If there is a fabric you really like, which appears too bright, consider tea dyeing it to dull and soften the color*. Use tan or off white instead of white for backgrounds. To create contrast, use darker colors such as black or gray, or darker shades of blue, brown, green, or red in different intensities. Don't forget rust (orange is a happy color along with golden , mustard yellow)!

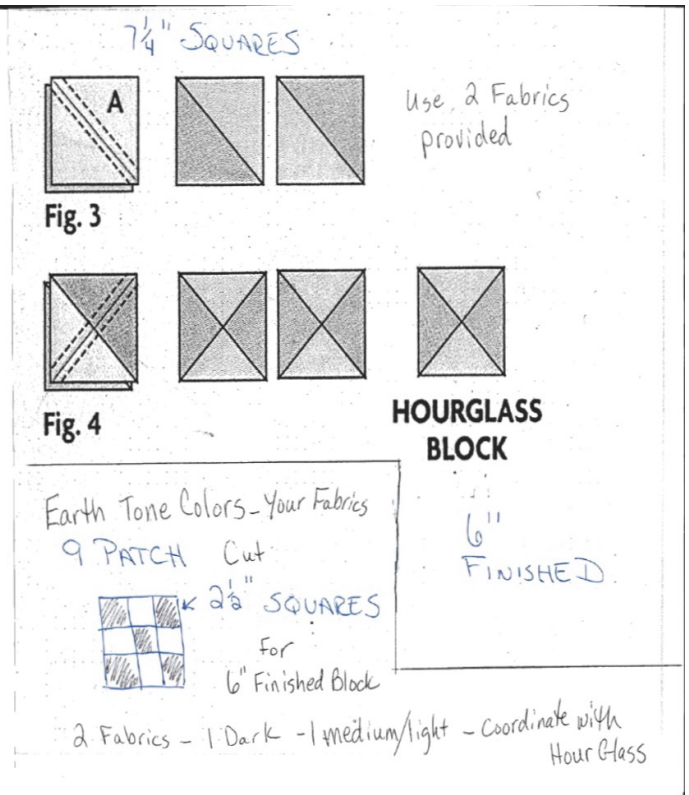

* Check fabric stores for remnant baskets.

For tea dyeing, place 3 bags of regular black tea in a large bowl. Boil one quart of water and pour it in the bowl. Let the tea "steep" for about 15 minutes. Remove tea bags. Soak your fabric pieces in the tea bath for 10 - 20 minutes checking how dark you want to dye them. Rinse the fabric in cold water squeezing out excess tea water. Air dry and press.

Please turn in any blocks you've made at the January or February meetings. If you have any questions, please contact one of us.

Thanks for your help.

Questions? Call Ann B. or Linda F.



Announcements and Reminders

Reminder

Jan & Gary Fulton will be presenting a lecture on Friday, February 21 and a workshop on Saturday, February 22 to make a Moonrise 18 x 24 art quilt with piecing and applique. Kits available for \$40. or a supply list will be available.



Our sympathy goes out to Erma Hoover on the death of her mother, Ethel Gaffen.

Here's another site for anyone who would like to donate a quilt to a worthy military family. They can be wall quilt or lap quilt size, in case you don't want to make one for the Quilts of Valor program.

http://www.quiltviews.com/its-time-to-enter-the-giving-quilt-challenge?utm_source=delivra&utm_medium=email&utm_campaign=01-08-14_on-point&utm_term=

Thank you to Shirley M for providing this information.



Block of the Month



December



THE BEACHPLUM QUILTERS OF THE JERSEY SHORE, INC.

P.O. Box 749

Island Heights, NJ 08732-0749


Meetings are held the 3rd Friday of
each month September through June at
the Presbyterian Church of Toms River,
1070 Hooper Avenue, Toms River, NJ 08753

DOORS OPEN AT 6 pm;

MEETING BEGINS AT 6:30 pm

www.beachplumquilters.org

E-mail: beachplum85@yahoo.com



Executive Board

President

Ellen W. Hyers

Vice President

Linda Felton

Treasurer

Ann Bergstedt

Recording Secretary

Jane Schoonfield

Corresponding

Secretary

(position available)

Our Committee Chairs:

Audit Committee

Linda Felton

Charity Quilts

Ellen Hyers

Communications

Joyce Weiss

Historian

Linda Felton

Hospitality

Mary Pabst

Membership

Jackie Pearce

Programs

Nancy Degan

Shirley Moramarco

Guild Activities:

Jo Ann McCoy

Block of the Month

Jo Ann McCoy

Rita Russo

Door Prizes

Barbara E.

Show & Tell

Shirley Moramarco

2014 Quilt Show

Ellen Hyers

Shirley Moramarco

Newsletter Editor

Marcia Guza

Crafty Fabrics

750 Mantoloking Rd., Brick, NJ 732-920-6220

Classes & Workshops available year round.

Tues-Fri 9:30a-4:00p Sat- 11:00a-4:00p

Tues & Wed 7 PM-9PM

www.craftyfabricsquilting.com

Diane@craftyfabricsquilting.com

10% discount to BPQ guild members!

Deadline for the next newsletter is

February 4, 2014

E-Mail your news using Arial font to

Marcia_guza@yahoo.com

REFRESHMENTS

Coffee and tea will be provided. Otherwise, bring your own beverage.

Assignments for additional refreshments are as follows:

P through **T**—please bring a dessert, fruit dish or nosh.

Everyone else can participate if desired. Please remember to clean up your own dishes after the meeting.

NEXT MTG CHECKLIST

- Name Tag and a welcome smile for guests
- **2 Canned Items for the Church Food Pantry**
- Block of the Month
- Coffee Mug, Plate
- Show & Tell
- Assigned Refreshments
- Donation items for Quilt Show
(see pages 5 & 6)

Quilt Show Dates:

April 5-6, 2014