

the BEACHPLUM SAMPLER



The Newsletter of the Beachplum Quilters of the Jersey Shore

Volume 34 Issue 3 November 2019

Celebrating Our 34th Year 1985-2019

N.Q.A. N.J. Chapter

President's Message

Everyone,

It seems like this can be the busiest time of the year. Fall harvest events, Thanksgiving plans and cooking and then the increasing time crunch until Christmas and New Year's celebration. But my favorite thing is the ending of Daylight Savings time. Yes I know many of us will be moaning about the return to EST. I can only wish that one type of timekeeping is on our future.

Things are moving forward on the more secure website front. Not everything is in place yet- more on that at the meeting.

Makerfest went well. We were located next to a group of weavers and a group from the library teaching knitting. I feel that this is an event that we should be supporting on an ongoing basis.

November's meeting will be a review of quilt show forms—some important changes were made—and a Make & Take project.

Looking forward to seeing you soon,

Website News

The minions are hard at work helping me create a new secure website which has the feel and same information as the old site. It is user friendly and is useful across any platform, for example, cell phone, laptop, Apple, Samsung, etc., without losing formatting. So until further notice:
We are Under Construction, soon to be unveiled...



LVS

Inside This Issue

President's Message, Calendar	1
Minutes, Charity Quilts, Country Store	2-4
Show & Tell	5-6
Programs, Make & Take	7-8
BoM, Raffle Baskets, Classifieds	9
Refreshments, Committees, Ads	10

Meetings/Events Calendar 2019– 2020

- Sep 8—Beachplum Festival Island Beach State Park
- Sept 12-13—Two-Day Judges Seminar Toms River Elks
- Sep 20—Jersey Mike's Subs, Big Show & Tell, BoM 18-19 Viewers' Choice
- Oct 12— Jersey Shore Makerfest, Pine Belt Arena
- Oct 18— Skills Presentations by Members
- Nov 15—Make & Take Ornaments
- Nov 23—Sit & Sew at Crafty Fabrics, 11-3
- Dec 20—Holiday Pot Luck Dinner
- Jan 17, 2020—QUILTO
- Jan 18—Sit & Sew Charity Quilts
- Feb 21—Deb Kalenty Presentation
- Feb 22—Deb Kalenty Workshop—Galaxy Quilt
- Mar 20—Dianne WERNER Trunk Shop and Prep for Quilt Show
- April—No scheduled meeting
- April 18-19—Beachplum Quilt Show: Quilts in Full Bloom
- May 15—Rachel Derstine Presentation, Election of Officers
- May 16—Rachel Derstine Workshop
- Jun 19—Pot Luck Supper, Installation of Officers, UFO Challenge

Minutes of October 18, 2019 Meeting

The Meeting was called to order at 6:40 pm by President Dona S. Members were welcomed. New members Linda and Emilie were introduced.

President Dona S. commented (as loud as she could) that the microphone system was not working so everyone please no side conversations.

Dona thanked everyone who helped at Makerfest on October 12. More raffle quilt tickets were sold.

Dona asked for a motion to approve the minutes of the September, 2019 meeting. Before a motion could be made, Joyce W. raised a question from the floor concerning the Treasurer's Report details in the minutes, and felt concerned that they were published publicly on the website. A very lengthy discussion ensued on this matter, and many opinions were voiced-- *Can we just use the total, and not the details? Possibly. *Should there be no finances in the minutes? No, we are a 501k registered organization our records are public. *Members not at the meeting might want to see the detailed financial information in the minutes. *Can we put a disclaimer on the websites that finances are available on request?

Eventually a motion was called for that we have just the total in the minutes and not the details. Said motion was made by Chris L. and seconded by Janet P. and a vote was called. The motion carried with more ayes than nays.

A motion to approve the minutes of the September 20, 2019 meeting as amended to post just the Treasurer's Report Total was made by Joyce W. and seconded by Jane S. Motion passed.

President Dona S. opened the discussion to the proposed budget for 2019-2020. She reported immediately that the Programs budget needed to be discussed as the Guild was recently told that the Presbyterian Church was upping its fee to \$30.00/hour for Saturday workshop sessions, where previously it had been a flat fee of \$50.00. Program Chair Laurie S. led the second lengthy discussion of the evening to evaluate some options. *The Methodist Church, where we had some previous workshops, was unreliable to have someone there to open the doors for us. *Is there someone from St. Andrews Church who could be a liaison to them? Jackie P. is a member of St. Andrew's but knows they have many programs there and finding an open spot would be difficult. *We may have to cancel Charity Quilt Sit and Sews if we cannot get a more reasonably priced location that can accommodate the number of people who show up. *As a non-profit organization the Toms River Library may be an option, but the program has to be open to the public and free of charge. *Maybe Crafty Fabrics can accommodate us for the Charity Quilts events? They have 6 machines and attendees can bring their own. The next Sit and Sew was schedule to help make tote bags for the Quilt Show. *The room at Crestwood Manor that former member Fran established? She is no longer at Crestwood, so we don't have a liaison there.

Laurie announced for the November and January Saturday Sit and Sews we will try to look for a new location. The February and May Saturday Workshops will be at the Presbyterian Church as already scheduled with guest teachers. Furthering the discussion for the Programs budget line amount, Laurie S. discussed that \$1,450.00 was the estimated figure used for Guest Lecturer/Workshop leader fees, and it usually includes the teaching fee, food and lodging. The recent judges seminar was attended by six people who paid \$190.00 each, which covered the bulk of the expenses. The seminar was beneficial to the attendees although not a money maker for the guild. Perhaps a program gap could be filled by a new member Trunk Show? For each workshop we host, the likelihood is the fee charged will have to be increased.

(Continued on next page)

Minutes of October 2019 Meeting (Continued from previous page)

A suggestion from the floor was made that we increase the proposed budget for Programs as we know there is potential for a shortfall with the present proposed amount. A motion was made by Pat L. and seconded by Paula P. that the Programs budget line be increased to \$4,500.00. Motion passed.

Dixie M. suggested that the Block of the Month budget line be increased. Participants pay a nominal fee but the hope is to keep that to a minimum so more people can participate. A motion to raise the BOM Budget line to \$500.00 was made by Marcia G. and seconded by Ann B. Motion passed.

President Dona S. called for any other proposed budget questions. Hearing none, a motion to approve the budget as amended was made by Marcia G. and seconded by Janet P. Motion passed.

Treasurer's Report was read by Debbie P. The ending balance was \$8,106.48 A Motion was made to approve report by Kathy S. and seconded by Joyce W. Motion passed.

- **Quilt Show:** (Carol C.) Co-Chair Carol C. gave an update on the plans for the show. Things are progressing well, there are flyers up front for members to take and distribute where appropriate. There will be demo's at the show, including new member Sherre M. who will be giving a demo. The forms are on the Guild website, but Carol noted that the Country Store had last show date on it still, and the registration info needed an update. These will be corrected ASAP.

Dona S. said that Gloria S. was unable to attend the meeting but was looking for suggestions for the baskets--six categories in total. Some of the theme suggestions were *Quilting *Coffee & Tea *Wine & Chocolate *Italian *Movie Night *Gardening *Lottery Tickets.

- **Charity Quilts:** (Pat T.) All quilts turned in this evening are labeled--Thank You! There was a suggestions that quilts be donated to The American Legion in Barnegat. As always, please speak to Pat regarding details of organizations to donate to.

- **Door Prizes** (Debbie P.) Winners for September were Emilie L., Connie S. and Kathy S. Winners for October were Pat L., Toni G. and Karen B.

The theme for the evening's program was tips for preparing a quilt for our show. Jane S. demonstrated the steps for adding a sleeve for hanging. Full instructions are on the web site. It's important to note that the sleeve needs an inch leeway to accommodate the circumference of the pole they hang on. IMPORTANT!! For our show the top of the sleeve cannot be more than 90 inches from the bottom of the quilt. If your quilt is longer than 90" high, the sleeve needs to move down to be no more than 90" from the bottom, and yes, the quilt will then likely flop over at the top. The 90" requirement is so no quilt drags on the floor.

Laurie S. handed out forms for the UFO challenge that will be judged by viewer's choice at the June meeting. Keep track of your UFOs on the form as a written reminder of what needs to get done! It can be just a quilt top (not bound or quilted), no more than 75 inches due to display limitations and made in any year.

(Continued on next page)

Minutes of October 2019 Meeting (Continued from previous page)

Laurie then discussed binding your quilt. It should be even, neat, straight and full of batting. Judges check all of this and the accuracy of 90 degree corners (for square/rectangular pieces). Use bias strips to make the binding for curved borders. Laurie recommends threading six to eight needles at a time for uninterrupted hand sewing it that is the technique you are using.

Labels are a must on your quilt. At the bare minimum they should have your name and the date the quilt was finished. It's also good to add the name of the longarm quilter (if any), the name of the quilt, the pattern creator, and care and washing instructions. Labels can be written with permanent marker, freezer paper labels, run through a printer, many different ways to make a label. A pillowcase is convenient to transport and protect the quilt, it should be labeled and have a picture of the quilt too. The pillowcase can be a regular store bought one or one specially made to match the quilt.

- **Block of the Month:** (Marcia G/Dixie M) 25 Octobers blocks-"Playful Pets"-were won by Nancy L.

Show and Tell (Linda A.) Many beautiful quilts were displayed by our talented members.

Meeting adjourned at 8:40 pm.

Respectfully Submitted
Donna DeAngelis

Charity Quilts

For anyone bringing completed charity quilts to a meeting, please be sure to have your name attached to the quilt (paper and safety pin) so we can be sure you get credit for your donation. We are very appreciative of the money, time, work, imagination, and effort that goes into creating charity quilts.

Also, if anyone has suggestions as to places that might like to receive our lovely charity quilts, please tell either Patricia T or Barbara E.

Marcia will continue to quilt Beachplum charity quilts. Please prepare your top as you would your own quilt, ready for longarming. Your top should be completed and pressed. Backing should be at least 4" larger than the top on all sides (i.e., 8" wider and 8" longer than the top). Please see the article on our website on How to Prepare your Quilt Top for Longarm Quilting. After your quilt has been longarmed, it will be returned to you for binding.

Charity quilt tops, prepared as above, can be brought to a meeting or dropped off at Crafty Fabrics. Batting is provided by the guild, and there is some backing available also.

Quilt Show 2020 Country Store

It's time to get ready for the Beachplum Quilt Show 2020. The Country Store is one of the largest fund raisers at the show and it takes all of the guild members to make it happen. The September meeting is when we start collecting items for the Country Store. You may bring in all those quilting odds and ends that you wish to donate at each of our meetings until February. We are looking for quilting items that are in **GOOD** condition. Please bring your donations to the following people:

Barbara E - quilting books and magazines

Kathleen C - notions, rulers, buttons, crafted items, etc.

Jackie P - fabric: please bring only quilting cottons (no home decorating fabric) and pieces should be at least a fat quarter in size...nothing smaller.

Show & Tell October 2019

- Jane S—Charity quilt from BoM and quilt made at quilt camp
- Emilie L—Charity quilt and Christmas jelly roll quilt
- Connie S—Whirligig log cabin
- Janet P—Three charity quilts
- Mary Lou G—Charity quilt
- Sherre M—Black modern quilt, shop sample, charity quilt
- Joyce W—Charity quilt
- Dianne W—Charity quilt
- Christine L—Log cabins and pineapple from 5" squares
- Carol C—Shades of gray
- Shirley M—Two charity quilts
- Toni G—Rag quilt
- Ann B—September BoM leaf quilt

Jane



Emilie




Janet



Connie




Mary Lou



Show & Tell October 2019 (cont)

Sherre



Joyce



Dianne



Chris



Carol



Shirley



Toni



Ann



Programs

2019-20

Nov 15 - Meeting Make & Take Ornaments and Quilt Show presentations

Nov 23 - Sit 'n Sew at Crafty Fabrics 11-3 NOTE Change in date, time, location

Dec 20 - Holiday Pot Luck Dinner/ Meeting P.C.T.R.

Jan 17, 20 - Quilto - at P.C.T.R.

Jan 18 - Door opens at 9:30 AM/ 10 - 4 PM Sit 'n Sew Charity Quilts

Feb 21 - Debbie Kalenty, Guest Speaker at Meeting at P.C.T.R.

Feb 22 - Workshop Deb Kalenty, Galaxy Quilt - V Block at P.C.T.R.

Mar 20 - Trunk Show by Dianne Werner and prep for April Quilt Show. **Think about 2020 Slate of Officers- Determine who is running for President & Board**

Apr-no meeting at P.C.T.R.

Apr 15, 16, 17 - Registration/Take-In, Judging, Set-Up for QUILT SHOW 2020

April 18-19 - "Quilts in Full Bloom" Show & Sale Elks Lodge #1875 Toms River, NJ

May 15 - Rachel Derstine Lecture/ Meeting at P.C.T.R. **VOTE Slate of Officers**

May 16 - Rachel's Workshop at P.C.T.R.

June 19 - Pot Luck End of Year Supper, Member Photo, **Installation President/Board, UFO Challenge**

2020-2021 BEACHPLUM MEETINGS

Sept. 18 2020 - Big Show N Tell, TBA

Oct 16 - Jody Beck Lecture

Oct 17 - Jody's Workshop

Nov 20 - TBA

Nov 21 - TBA

Dec 18 - Holiday Pot Luck Dinner

Jan 15 2021 - TBA

Feb 19 - TBA

Mar 19 - TBA

Apr 16 - TBA

May 21 - TBA

Jun 18 - Pot Luck Dinner, etc.

Quilters



What Society thinks we do



What our grandkids think we do.



What we want to be doing



What we SHOULD be doing.



What our husbands think we're doing.



What we're actually doing.

November Meeting Make & Take

This year's November meeting Make & Take is Christmas ornaments. We tried to keep it simple but couldn't choose just one ornament. Therefore we are providing instructions for four different ornaments and each member can probably make one or even two during the meeting.

Some of the materials will be provided but members will need to bring certain supplies, depending on which selection they make. Read on to help with your decision which you want to make.

Instructions for each ornament is in a separate file. The files were emailed to members and also posted on our website. PLEASE print out the one(s) you will need and bring to the meeting.

Option 1: Fabric Ball Ornament

For this project you will need:

- Styrofoam ball (3" diameter or whatever you have on hand. We will provide several but not enough for everyone.)
- 20-30 squares of fabric (Try 2" squares, optionally cut with pinking shears). BRING YOUR OWN FABRIC!
- Ribbon for hanging. WE HAVE SOME TWINE BUT IF YOU PREFER RIBBON, BRING IT.
- Wooden skewer or dowel or awl or something similar to push fabric into ball. (A sharp pencil might work). BRING YOUR OWN.
- Craft glue or hot glue gun or pin to attach ribbon (We will have a glue gun station at the meeting.)
- Scissors or pinking shears to cut fabric. BRING YOUR OWN.



Option 2: Star Ornament

For this project you will need:

- Fabric cutting tools (rotary cutter, mat, ruler) to cut the fabric squares. (We will have one cutting station set up at the meeting.)
- Two 6-1/2" squares of fabric, contrasting colors. You want one light and one dark fabric so there is a good contrast. Sparkly fabrics work great in this project.
- Two 6-1/4" squares of Heat & Bond, Wonder Under, or another two-sided fusible stabilizer. (We will have some available but bring your own if you have it.)
- Iron for fusing stabilizer onto the fabric (We will have one ironing station set up at the meeting)
- Scissors
- Glue that bonds quickly on fabric (We hope to provide one glue bottle or tube per table but if you have some, bring it.)
- Ribbon to hang your star

NOTE: If you prepare your fabric/strips in advance, you will be able to complete the star fairly easily during the meeting.



Option 3: Mini Wreath Ornament

For this project you will need:

- The ring portion of a mason jar lid (These will be provided.)
- Scissors
- Fabric strips – we suggest at least two different but complementary fabrics. Homespun or plaid would make a nice country look but any Christmas fabrics would be appropriate.
- Prepare 20-26 strips of fabric, each cut about 1" wide and 4-5" long
- Button for accent
- Ribbon or twine for bow and hanger. Jute twine looks rustic. (We have some jute twine to share.)
- Glue to attach button and bow. (We will have a glue gun station set up.)



Option 4: Scrap Fabric Tree Ornament

For this project you will need:

- Fabric remnants. Probably 13-15 strips, each 3/4" by 9"
- Cinnamon sticks (6-inch or so. These will be provided.)
- Yellow button or star button or whatever you'd like.
- Low-temperature glue gun or other glue that will adhere button to ornament (We will have a glue gun station set up.)
- Twine or ribbon (Bring your own or use some of our jute string.)
- Scissors



Block of the Month

October Blocks



November -Chandelier
Make two



BEACHPLUM'S 2020 QUILT SHOW RAFFLE BASKETS

The Seven Categories have been selected and are as follows:

Thread Caddy: *Richard Hyers (Ellen's husband) once again is graciously donating his exquisitely hand made thread caddy, truly a feast for the eyes and a treasure to admire.*

Quilting, Italian, Coffee & Tea, Wine & Chocolate, Spa, Movies/Kids Games *(age group TBD at November meeting)*

As always this is only accomplished by your donations of either product or monetary donations and will be collected at our monthly meetings. Once again I look forward in constructing the baskets and hopefully we'll have success, and great weather, as in April 2018. Thank you all.

*Submitted by,
Gloria Squicciarini*

Classifieds

Our member, Sherre MacClellan, does longarm quilting!

SeaGlass Quilting
Cell: 732-766-0999
Home: 732-625-0001
Email: sherre@SeaGlassQuilting.com
Website: SeaGlassQuilting.com



THE BEACHPLUM QUILTERS OF THE JERSEY SHORE, INC.

P.O. Box 749

Island Heights, NJ 08732-0749


Meetings are held the 3rd Friday of each month September through June at the Presbyterian Church of Toms River, 1070 Hooper Avenue, Toms River, NJ 08753

DOORS OPEN AT 6 pm;

MEETING BEGINS AT 6:30 pm

www.beachplumquilters.org

E-mail: beachplumquiltmakers@gmail.com



Executive Board

President

Dona Spencer

Vice President

Kathleen Cox

Treasurer

Deborah Perks

Secretary

Donna DeAngelis

Our Committee Chairs

Audit Committee

Kathleen Cox

Charity Quilts

Pat Toth

Barbara Exposito

Communications

Joyce Weiss

Historian

Paula Patri

Hospitality

Mary Pabst

Membership

Jackie Pearce

Block of the Month

Marcia Guza

Dixie Moore

Door Prizes

Diane Colangelo

Programs

Laurie Schnitzer

Show & Tell

Sherise Buhagiar

2020 Quilt Show

Kathleen Cox

Carol Cashin

Newsletter Editor

Marcia Guza

Webmaster

Laurie Schnitzer

Fundraising

Marlene Stoever

Small Quilts

Jeannette Middlekoff

Crafty Fabrics

750 Mantoloking Rd., Brick, NJ 732-920-6220

Classes & Workshops available year round.

Tues-Fri 9:30a-4:00p Sat- 11:00a-4:00p

Wed 7 PM-9PM

www.craftyfabricsquilting.com

Diane@craftyfabricsquilting.com

10% discount to BPQ guild members!

We now offer longarming services.

Deadline for the next newsletter is

DECEMBER 4, 2019

E-Mail your news in a Word document
using Arial font to

Marcia_guza@yahoo.com

NOVEMBER 2019 MEETING REFRESHMENTS



Assignments for refreshments are as follows:

H—L: Please bring a dessert, fruit dish or nosh. Everyone else can participate if desired.

Coffee and tea will be provided. Otherwise, bring your own beverage.

Please clean up after yourself before leaving.

Next Meeting Checklist

- Name tag and a welcome smile for guests
- Block of the Month
- Coffee mug, if desired
- Show & Tell
- Charity quilts
- Assigned refreshments
- **Donations of feminine care products for the food pantry**

**Next BPQ Quilt Show
April 18-19, 2020**