


the BEACHPLUM SAMPLER



The Newsletter of the Beachplum Quilters of the Jersey Shore



Volume 28 Issue 1 September 2013

Celebrating Our 28th Year 1985-2013

N.Q.A. N.J. Chapter #321

President's Message

Another year of quilt guild is beginning. This year, as always, will be very busy. We have our quilt show April 5 and 6, 2014. We have a committee of members working on the show (all are welcome to participate). I will keep everyone informed as we progress.

Other activities include block of the month which promises to be interesting with a little challenge. We also will have the "Quilt Challenge". I encourage everyone to participate. It is great fun and you are allowed to use crazy techniques in non-traditional ways. Of course, the program chair has been busy setting up speakers and workshops that I know members are going to like.

Most of all it is time to complete your quilt projects for entry into the show. I hope our beginning quilters take the plunge and enter a quilt. This is a way to show your creativity. We have opened up the entries to five per member and a fee of \$5.00 for one to five quilts.

I hope to see you all at the meetings.

Ellen



2014
Raffle
Quilt

Inside This Issue:

From the President , Calendar	1
Minutes, Announcements & Reminders	2
Quilt Show Meeting Minutes	3
Show & Tell Pictures	4
May Meeting Pictures and Signature Quilts	5
Block of the Month and Country Store	6
Mystery Quilt Instructions—Part 2	7 & 8
Quilt Sizes and Yardage Charts	9
Refreshments, Committees, Ads	10

Meetings/Events Calendar 2013- 2014

- Sep 20—Big Show & Tell and Pizza Party
- Oct 18—Chris Lee's Trunk Show
- Nov 15—TBD
- Dec 20— Holiday Dinner
- Jan 17, 2014—Quilto
- Feb 21—Jan & Gary Fulton Lecture
- Feb 22—Jane & Gary Fulton Workshop
- Mar 21—Libby Schenewolf Lecture
- Apr 5-6-BPQ Quilt Show
- Apr 18—No meeting
- May 16—Linda Felton's Trunk Show
- Jun 21—Installation Dinner

Underlined denotes Guild Meeting

Minutes of June 21

Meeting opened at 7:15 pm by President Ellen Hyers. Prior to the meeting a delicious dinner was had by all present.

Quilt show April 5-6, 2014: Ellen and Shirley M will co-chair. Debbie P is in charge of country store, Pat L for raffle; Joann for Challenge, Liz for mini quilts and Dona and Pam G for registration.

There is Christmas fabric available at Crafty Fabric. Maybe for stockings or pillowcases, etc. Will decide in September.

Pat L. needs help to sell our Raffle tickets at the Pa. Quilt show Sept 19- 22, 2013.

2015 Quilt - Linda Felton working on this 9 patch plaid.

Charity Quilts- We received a thank you note from Beverly Jones for the quilt she received.

If you have any quilt tops for charity, drop them off at Crafty Fabrics for Marcia. Will have sewing during the summer, look for the info.

Treasurer reported a balance of \$ 6,943.46. Motion that this be accepted.

Minutes were approved as printed in the newsletter.

Signature Quilts - given to Laurie S, Shirley M, Carol B and Liz H.

Jane S. accepted Secretary for the next year.

Block of the month won by Jean C.

Door prizes won by Marlene S., Sue G. and Barbara E.

Postcard album winners - 1st place - Rita R, 2nd place - Marcia G and 3rd place - Sophie F. Also recognized for her work in Charity Quilts was Barbara E.

New BOM available for \$ 7.00 each- see Joanne M and Rita R.

Challenge - "Bird" fabric. Rules are inside the package include message inside Dove candy square.

Show 'n tell

Meeting closed at 8:25 pm.

Respectfully submitted,

Erma Hoover

Reminders

- Membership dues are \$25.00 per year. If you have not paid your dues, please pay them at the September meeting. The membership directory will be printed and available for the October meeting.
- There are some Challenge Kits available for \$3.00 and Block of the Month Kits for \$7.00.
- Jan & Gary Fulton will be presenting a lecture on Friday, February 21 and a workshop on Saturday, February 22 to make a Moonrise 18 x 24 art quilt with piecing and applique. Kits available for \$40. or a supply list will be available.

Minutes from the August 16, 2013 meeting of the Quilt Show Committee

Attendees: Barbara Bedinsky, Barbara E, Joyce Weiss, Debbie Perks, Laurie Schnitzer, Rita Russo, Dona Spencer, Liz Henne, Denise DeCarolis, Nancy Martin, Pamela Gallamore, Joann Barris, Jackie, JoAnn McCoy, and Ellen Hyers

Show Committees are as follows:

Ambience- Jane Schoonfield and Sue Gormly; Country Store- Debbie Perks, Jackie Pearce, Mary Pabst, Marlene Stoeve, Sharon Morris and Marge Frazee; Judging and scribes- Shirley Moromarco and (so far) Pat Lundervold; Mini-quilt Auction- Liz Henne; Raffle Quilt and Tickets- Pat Lundervold; Intake and return registration- Erma Hoover, Joyce Weiss, and Nancy Woods; Story Cards- Mareem Stein and Barbara E; Vendors- Nancy Martin; Welcome/Admissions- Dona Spencer, Pam Gallamore, Sophie Keidel, Ann Bergstedt, and Marylou Gilbert; Basket Auction- Dona Spencer and Denise DeCarolis; Challenge Quilt- JoAnn McCoy and Rita Russo; Publicity- Laurie Schnitzer and Barbara Bedinsky; White Gloves- Joyce Weiss, Rita Russo, JoAnn McCoy, JB Middlekauff, and Jean Caprio; Door Prizes- JoAnn Barris; Setup and Tear Down- Kathy Henderson, JoAnn McCoy, Rita Russo, Jane Schoonfield, Connie Safran, Babara E, Cathy Stout, Denise DeCarolis, JB Middlekauff, and Kathy McElwee (Tear down).

Quilt theme and special features- Quilt is "Birds of a Feather." Theme is "Birds of a Feather Quilt Together". Special exhibit will be Ellen's antique quilts and a display of the Restore the Shore quilts.

Country store- Will not ask members to make items for the store. They did not sell very well last show. Will ask members to begin bringing items in for the show beginning in September. Books and fabric sold extremely well.

Basket Auction- There will be fewer baskets this time. The non-quilt themed baskets did well, i.e., wine and chocolates. Will look into the feasibility of a Sunday auction.

50/50- We will not have this raffle. Did not raise much money last show.

Publicity- Will prepare a flyer for the Mancuso Show at Oaks.

Set up/break down- Need more people to help with setup.

Handicap entrance discussed- Because of the entrance, shape of the room, and unmanned side door, we will keep the entrance the same and handicapped access will be at the side ramp. White glove workers will assist with the entrance making sure people can get in and that they pay the fee.

Registration- Logistics must be worked out for drop off and times. Need to find out from Elks if we can have registration on Wednesday.

Judging- Need to check and see if Judge can work on Thursday freeing Friday up for setup.


Mini-quilt auction- Liz said she can handle it solo.

Story Cards- There will be a 50 word limit. Forms will be provided.

Show & Tell June 2013



June 2013 Meeting Pictures and Signature Quilts



Block of the Month and Country Store



June



September

Attention all members

The Country Store is open for business, that is for collecting items to sell. Clean out your sewing rooms!!! Bring in items you no longer need or just don't want to use anymore.

The fabric that you know you're not going to use but just keeping pushing aside...any notions, rulers, embellishments, books, magazines, kits or stencils. If you have old cutting mats in somewhat decent condition we will take those also.

Bring in those rotary cutters and scissors. We will take quilt tops or blocks that have been packed away that aren't ever going to be used. We will take all items quilt- and sewing-related.

The Country Store will not be asking members to make hand crafted items this year. But, if you do decide on your own to make something, the Country Store will gladly try to sell it. Please provide a price for the item. It is very difficult to put a price on something that someone else has made. The country store does not want to over or under price a hand made item. We realize what goes into making something.

You can bring items to the meeting each month. Debbie Perks will be collecting for the Country Store.

2013 Mystery Quilt Instructions Part 2—Small Size (for Part 1 see June newsletter)
Courtesy Nancy D

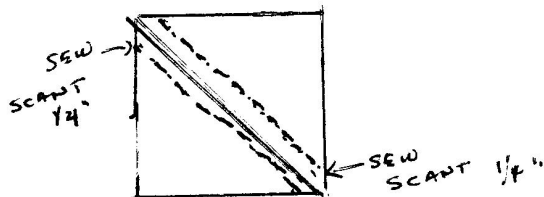
2013 MYSTERY QUILT

SMALL SIZE 58 ½" X 58 ½" WITH BORDERS

PART 2 OF 4

Method for making Half Square Triangles

3" Square: Mark a diagonal line on light fabric. Place ^{wrong side of} light and dark fabric right sides together. Sew a scant ¼" on both sides of diagonal line. Cut on diagonal and press seam toward dark fabric.



BLOCK 2:

Using your light and med/dark fabric, cut:

(2) 3" light strips..... cut into 26 squares

(2) 3" med/dark strips.... Cut into 26 squares

Make 52 Half Square Triangles..... Square blocks up to 2 ½" blocks


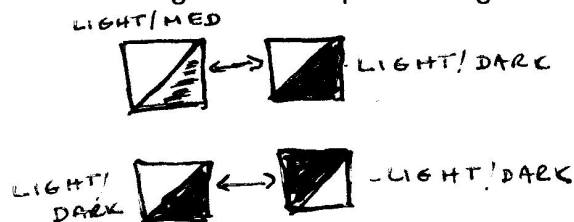
Using your light and dark fabric, cut

(6) 3" light strips..... cut into 78 squares

(6) 3" dark strips..... cut into 78 squares

Make 156 Half Square Triangles. Square up to 2 ½" blocks.

Sew together Half Square Triangles in this order and make 52 Units.:



PLEASE PLACE IN A PLASTIC BAG AND MARK "BLOCK 2".

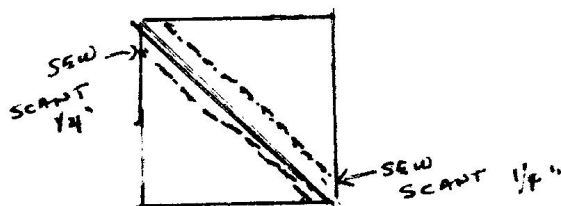
2013 Mystery Quilt Instructions Part 2—Large Size (for Part 1 see June newsletter)
Courtesy Nancy D

2013 MYSTERY QUILT
LARGE 78½" x 98½"
SIZE "X" WITH BORDERS

PART 2 OF 4

Method for making Half Square Triangles

3" Square: Mark a diagonal line on ^{wrong side of} light fabric. Place light and dark fabric right sides together. Sew a scant ¼" on both sides of diagonal line. Cut on diagonal and press seam toward dark fabric.



BLOCK 2:

Using your light and med/dark fabric, cut:

- (4) ⁶⁴ 3" light strips..... cut into squares
 (4) ⁶⁴ 3" med/dark strips.... Cut into squares
 128


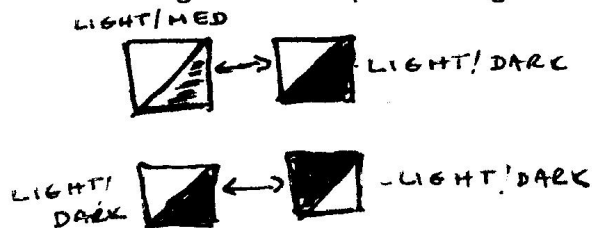
Make Half Square Triangles..... Square blocks up to 2 ½" blocks

Using your light and dark fabric, cut

- (13) ⁸⁹² 3" light strips..... cut into squares
 (13) ⁸⁹² 3" dark strips..... cut into squares
 384

Make Half Square Triangles. Square up to 2 ½" blocks.

Sew together Half Square Triangles in this order and make ¹²⁴ Units.:



PLEASE PLACE IN A PLASTIC BAG AND MARK "BLOCK 2".

Quilt Sizes

Baby Quilt	36" x 54"
Afghan/Lap Size	54" x 72"
Twin Quilt	54" x 90"
Double Quilt	72" x 90"
Queen Quilt	90" x 108"
King Quilt	108" x 108"

Standard Batting Sizes

To choose the proper batting size, add 4" to the size of your quilt top and pick that or the next higher batting size.

Crib Quilt	45" x 60"
Twin Quilt	72" x 90"
Double Quilt	81" x 96"
Queen Quilt	90" x 108"
King Quilt	120" x 120"

Standard Mattress Sizes

Crib Quilt	27" x 50"
Twin Quilt	39" x 75"
Double Quilt	54" x 75"
Queen Quilt	60" x 80"
King Quilt	72" x 84"

Number of Squares from a Fat Quarter

1 Fat quarter (18" x 22") =

99	2" squares
56	2 1/2" squares
42	3" squares
30	3 1/2" squares
20	4" squares
16	4 1/2" squares
12	5" squares
12	5 1/2" squares
9	6" squares
6	6 1/2" squares

Yardage Chart

The numbers are based on 44" wide fabric. This should help you estimate the amount of fabric you will need for whatever number or size blocks you choose to make. The approximate number of patches you will get from this amount of fabric

Patch Size	1 yd	1/2 Yd.	1/4 Yd.
2"	357	178	89
2-1/2"	208	104	52
3"	154	77	38
3-1/2"	108	54	27
4"	80	40	20
4-1/2"	63	31	15
5"	56	28	14
5-1/2"	42	21	10
6"&6-1/2"	30	15	7
7"	25	12	6
7-1/2"&8"	20	10	5
8-1/2"	16	8	4
9" to 10-1/2"	11	5	0
11"	8	4	0
11-1/2" to 12-1/2"	5	2	0

The approximate number of strips you will get from this amount of fabric

Strip Size	1 Yd.	1/2 Yd.
1-1/2"	23	11
2"	17	8
2-1/2"	13	7
3"	11	5
3-1/2"	10	5
4"	8	4
4-1/2"	7	3
5"	7	3
5-1/2"	6	3
6"	5	2
7"	5	2
8"	4	2

THE BEACHPLUM QUILTERS OF THE JERSEY SHORE, INC.

P.O. Box 749

Island Heights, NJ 08732-0749


Meetings are held the 3rd Friday of
each month September through June at
the Presbyterian Church of Toms River,
1070 Hooper Avenue, Toms River, NJ 08753

DOORS OPEN AT 6 pm;

MEETING BEGINS AT 6:30 pm

www.beachplumquilters.org

E-mail: beachplum85@yahoo.com



Executive Board

President

Ellen W. Hyers

Vice President

Linda Felton

Treasurer

Ann Bergstedt

Recording Secretary

Jane Schoonfield

Corresponding

Secretary

(position available)

Our Committee Chairs:

Audit Committee

Linda Felton

Charity Quilts

Ellen Hyers

Communications

Joyce Weiss

Historian

Linda Felton

Hospitality

Mary Pabst

Membership

Jackie Pearce

Programs

Nancy Degan

Shirley Moramarco

Guild Activities:

Jo Ann McCoy

Block of the Month

Jo Ann McCoy

Rita Russo

Door Prizes

Barbara E.

Show & Tell

Shirley Moramarco

2014 Quilt Show

Ellen Hyers

Shirley Moramarco

Newsletter Editor

Marcia Guza

Mouse Creek Quilts

Ideal Plaza, Route 9 South, Howell, NJ **732-534-5772**

10% guild discount on Weds w/ I.D. card

Long Arm Artist available

Classes, Workshops, Demos

Sun 11:00am-3:00pm M—F 10:00am-5:30pm

Sat 10:00am-4pm

www.mousecreekquilts.com

claire@mousecreekquilts.com

Deadline for the next newsletter is

October 4, 2013

E-Mail your news using Arial font to

Marcia_guza@yahoo.com

REFRESHMENTS

September's meeting is a Welcome Back Pizza Party and Show & Tell. Coffee and tea will be provided. Otherwise, bring your own beverage.

Assignments for additional refreshments are as follows:

A through **E**—please bring a dessert, fruit dish or nosh.

Everyone else can participate if desired. Please remember to clean up your own dishes after the meeting.

NEXT MTG CHECKLIST

- Name Tag and a welcome smile for guests
- **2 Canned Items for the Church Food Pantry**
- Block of the Month
- Coffee Mug, Plate, Utensils, Appetite
- Show N Tell
- Assigned Refreshments

Next Quilt Show Dates:

April 5-6, 2014